


GOOD LOOKIN' STATIONERY GUIDE

BELOW ARE THE MOST COMMONLY USED U.S. STANDARD STATIONERY SIZES FOR CARDS AND ENVELOPES


4-Bar / A1	A2	A6	A7	A9	5" Square	7" Square
3.5" X 5" CARD SIZE	4.25" X 5.5" CARD SIZE	4.5" X 6.25" CARD SIZE	5" X 7" CARD SIZE	5.5" X 8.5" CARD SIZE	5.25" X 5.25" CARD SIZE	7" X 7" CARD SIZE
3.625" X 5.125" ENVELOPE SIZE	4.375" X 5.75" ENVELOPE SIZE	4.75" X 6.5" ENVELOPE SIZE	5.25" X 7.25" ENVELOPE SIZE	5.75" X 8.75" ENVELOPE SIZE	5.5" X 5.5" ENVELOPE SIZE* <small>*REQUIRES ADDITIONAL POSTAGE</small>	7.25" X 7.25" ENVELOPE SIZE* <small>*REQUIRES ADDITIONAL POSTAGE</small>




VERTICAL FOLDED CARD



HORIZONTAL FOLDED CARD




FLAT CARD



"EURO" DEEP FLAP



SQUARE FLAP



BARONIAL FLAP